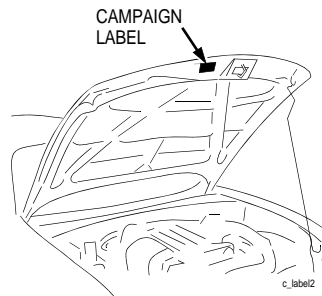
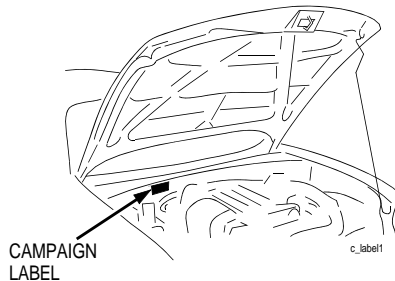


A. VEHICLE INSPECTION PROCEDURE

1. Verify that the vehicle is within the following ranges:
 - Year Range (2007) Model (Mazdaspeed3) VIN: (JM1BK34*-603266 through 695052)
 - If the vehicle is within the above range, proceed to step 2.
 - If the vehicle is not within the above range, return the vehicle to the customer or inventory.
2. Perform a Warranty Vehicle Inquiry using your eMDCS System and inspect vehicle for a Campaign Label **4407B** attached to the vehicle’s hood or bulkhead. Refer to eMDCS System - Warranty Vehicle Inquiry Results table below.

NOTE: Verify Recall number as the vehicle may have multiple Recalls.



AUTHORIZED MODIFICATION

CAMPAIGN NO: _____

DEALER CODE: _____

DATE: // //

PN 9999-95-065A-00

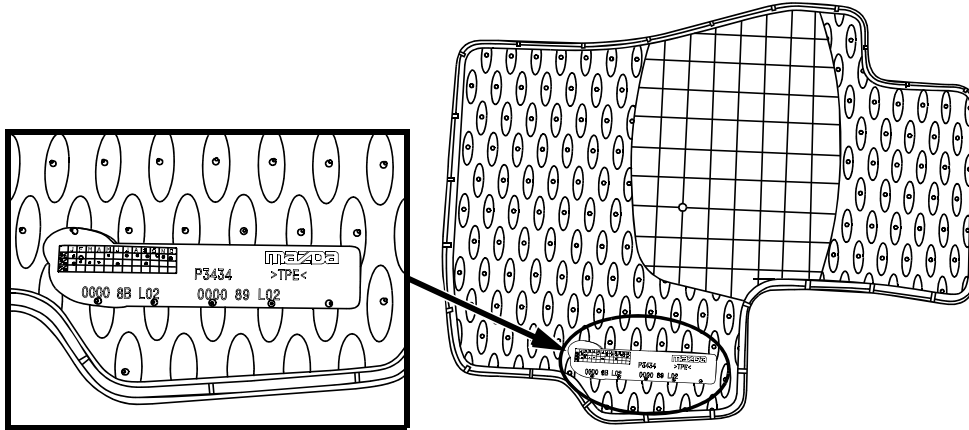
eMDCS System - Warranty Vehicle Inquiry Results

If eMDCS displays:	Campaign Label is:	Action to perform:
4407B OPEN	Present	Contact the Mazda Corporate Dealer Assistance Group at (877) 727-6626 to update vehicle history.
	Not present	Proceed to "REPAIR PROCEDURE".
4407B CLOSED	Present	Return vehicle to inventory or customer.
	Not present	Complete a label and apply to vehicle’s hood or bulkhead.
4407B is not displayed	Does not apply	Recall does not apply to this vehicle. Return vehicle to inventory or customer.

B. REPAIR PROCEDURE

INSPECTION

1. Inspect the vehicle for genuine Mazda all-weather floor mats.
2. Look at the back of the driver's side all-weather floor mat and confirm the part number as shown.
 - If part numbers are 0000-8B-L02 and 0000-89-L02, go to REPLACEMENT.
 - If part numbers are NOT 0000-8B-L02 and 0000-89-L02, go to CAMPAIGN LABEL INSTRUCTIONS.



REPLACEMENT

1. Remove or collect both front genuine Mazda all-weather floor mats from the vehicle or the customer.
2. If available, put the customer's original equipment (Mazdaspeed3) carpet floor mats in. If they are not available, request the customer to put them in.
3. Attach a copy of the REPAIR ORDER and CUSTOMER ADDRESS SHEET to the removed all-weather floor mats.

IMPORTANT: It is very important that the RO and Customer Address Sheet are securely attached to the removed all-weather floor mats to enable Mazda North American Operations to ship replacement mats to the customer's address when they become available.

4. Return the removed all-weather floor mats, RO, and Customer Address Sheet to:

MAZDA TECH SERVICE SUPPORT
1424 McGaw Ave
Irvine, CA 92614-5570

C. CAMPAIGN LABEL INSTALLATION

Complete an "Campaign Label" with the Recall number written on the sticker and affix it to the vehicle's hood or bulkhead. Refer back to the illustration under "A. VEHICLE INSPECTION PROCEDURE".

D. CUSTOMER ADDRESS SHEET

Customer Address - Shipping Information Sheet

Recall 4407B

MAZDASPEED3 - GENUINE MAZDA ALL WEATHER FLOOR MAT

(Please type or print)

Name: _____
First Last

Address: _____
Street Address

_____ _____ _____
City State Zip Code

Vehicle Identification Number (VIN): _____
(17 digits in length)
